

Scaled data based on original data using
LM-79-08 Approved Method: Electrical and Photometric Measurements of Solid-
State Lighting Products

Test Report Prepared for
Cooper Lighting Solutions
(formerly Eaton)

Brand: INVUE

Report Number: P140160

Luminaire Tested: **ENC-E01-LED-E1-SLR**

Issue Date: 03/03/2020

Test Information

Test Method: LM-79-08
Report Number: P140160
REPORT IS SCALED FROM IESNA LM-79-08 TEST DATA (P33647)
Test Lab: INNOVATION CENTER-P3
Issue Date: 03/03/2020
Manufacturer: COOPER LIGHTING SOLUTIONS (FORMERLY EATON)
Product Line: INVUE
Catalog Number: ENC-E01-LED-E1-SLR
Description: ENTRI LED LUMINAIRE
(1) LIGHTBARS WITH AccuLED OPTICS - 90° SPILL LIGHT ELIMINATOR RIGHT
Light Source: (21) 4000K CCT, 70 CRI LEDs
Ballast/Driver: -

Summary

Lumens per Lamp: N/A
Luminaire Lumens: 2434.6 lumens
Efficiency: N/A
Efficacy: 98.6 lumens/watt
Luminous Opening: Rectangular (W 1' x L: 0.17' x H: 0')
IES Classification: Type IV - Short - Non-Cutoff
BUG Rating: B1 - U0 - G1

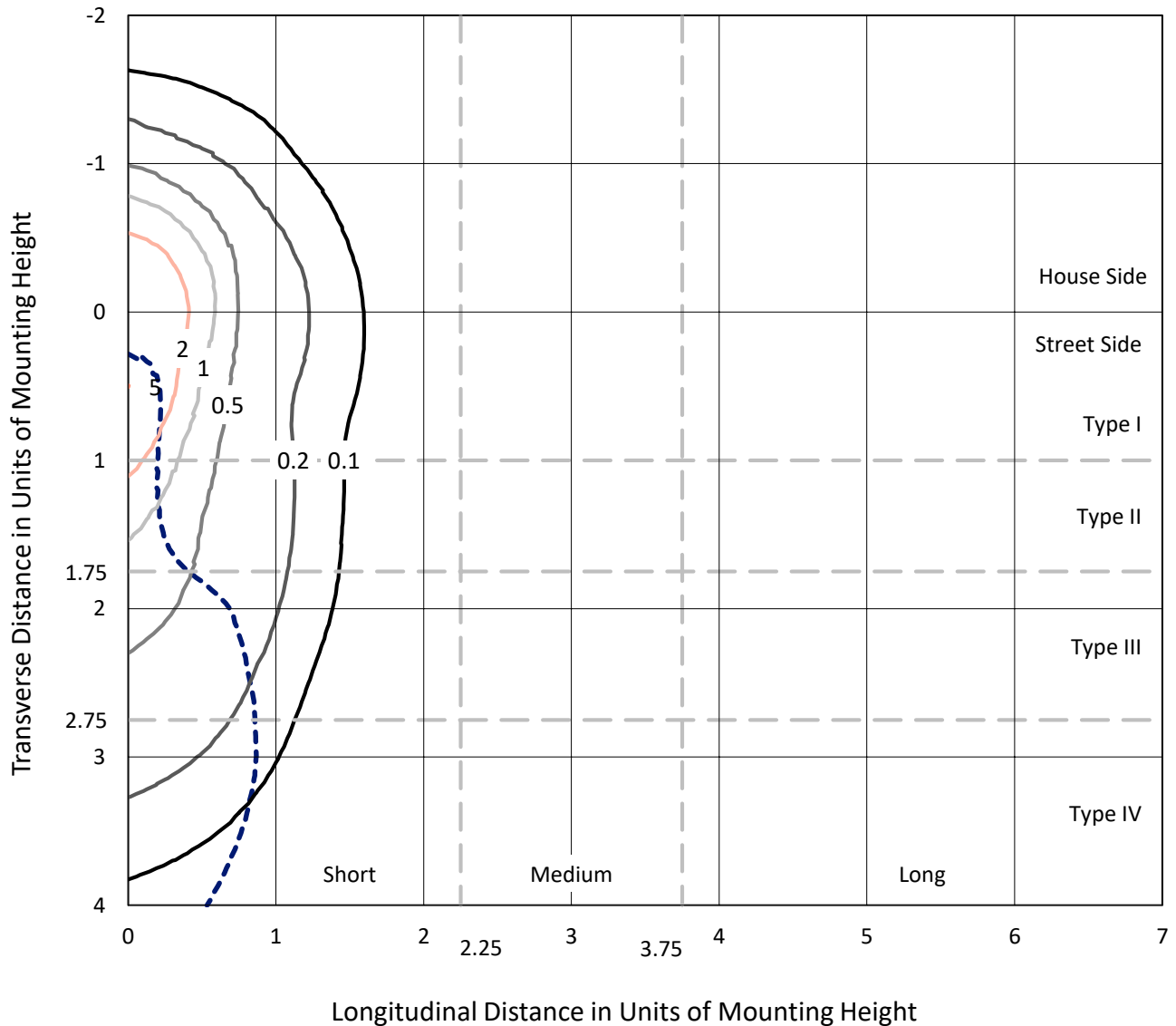
Input Watts (W): 24.7
Input Voltage (V): NR
Input Current (Ain): NR
Voltage Rise (V): NR
Power Factor: NR
Total Harmonic Distortion (THDi): NR
Frequency (hertz): 60
Stabilization Time: NR
Operation Time: NR
Ambient Temperature (°C): NR
Test Distance: 25 FT



REPORT NUMBER: P140160
 CATALOG NUMBER: ENC-E01-LED-E1-SLR

Iso-Footcandle Lines of Horizontal Illumination

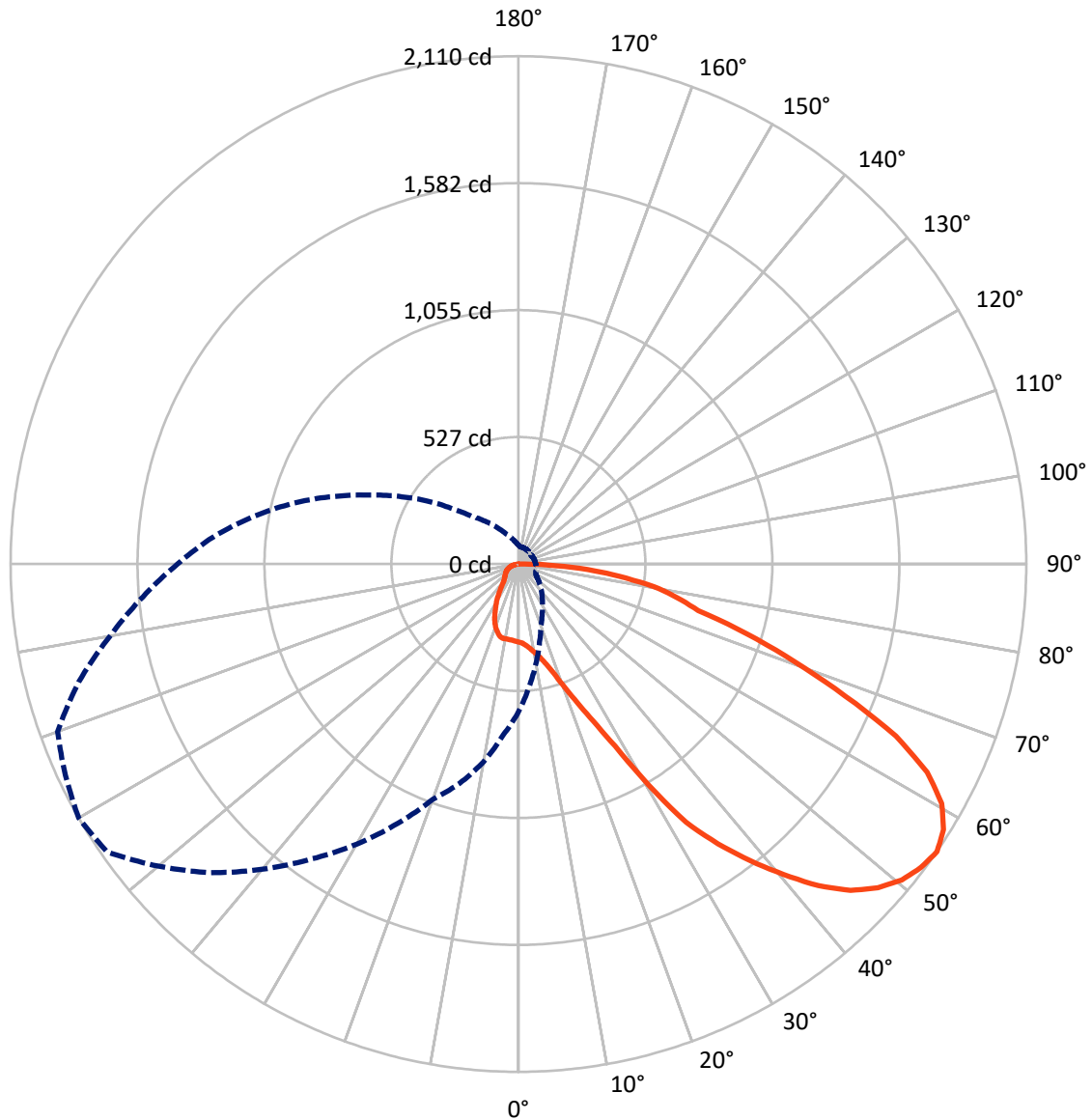
× Max cd
 - - - 1/2 Max cd



Based on 10 foot mounting height. Maximum calculated value = 5 fc
 Type IV - Short - Non-Cutoff

REPORT NUMBER: P140160
CATALOG NUMBER: ENC-E01-LED-E1-SLR

Luminous Intensity Polar Plot



— Vertical Plane Through 300-Deg Lateral - - - Horizontal Cone Through 55-Deg Vertical

REPORT NUMBER: P140160

CATALOG NUMBER: ENC-E01-LED-E1-SLR

FLUX DISTRIBUTION:

		Downward	Upward	Total
House Side	Lumens	608.5	0.0	608.5
	% Fixture	25.0	0.0	25.0
Street Side	Lumens	1826.1	0.0	1826.1
	% Fixture	75.0	0.0	75.0
Total	Lumens	2434.6	0.0	2434.6
	% Fixture	100.0	0.0	100.0

Coefficient of Utilization

ZONAL LUMENS:

Zone	Lumens	% Fixture
0°-10°	32.0	1.3
10°-20°	105.1	4.3
20°-30°	203.9	8.4
30°-40°	320.4	13.2
40°-50°	428.3	17.6
50°-60°	502.5	20.6
60°-70°	476.7	19.6
70°-80°	287.8	11.8
80°-90°	78.0	3.2
90°-100°	0.0	0.0
100°-110°	0.0	0.0
110°-120°	0.0	0.0
120°-130°	0.0	0.0
130°-140°	0.0	0.0
140°-150°	0.0	0.0
150°-160°	0.0	0.0
160°-170°	0.0	0.0
170°-180°	0.0	0.0
0°-90°	2434.6	100.0
0°-180°	2434.6	100.0



REPORT NUMBER: P140160

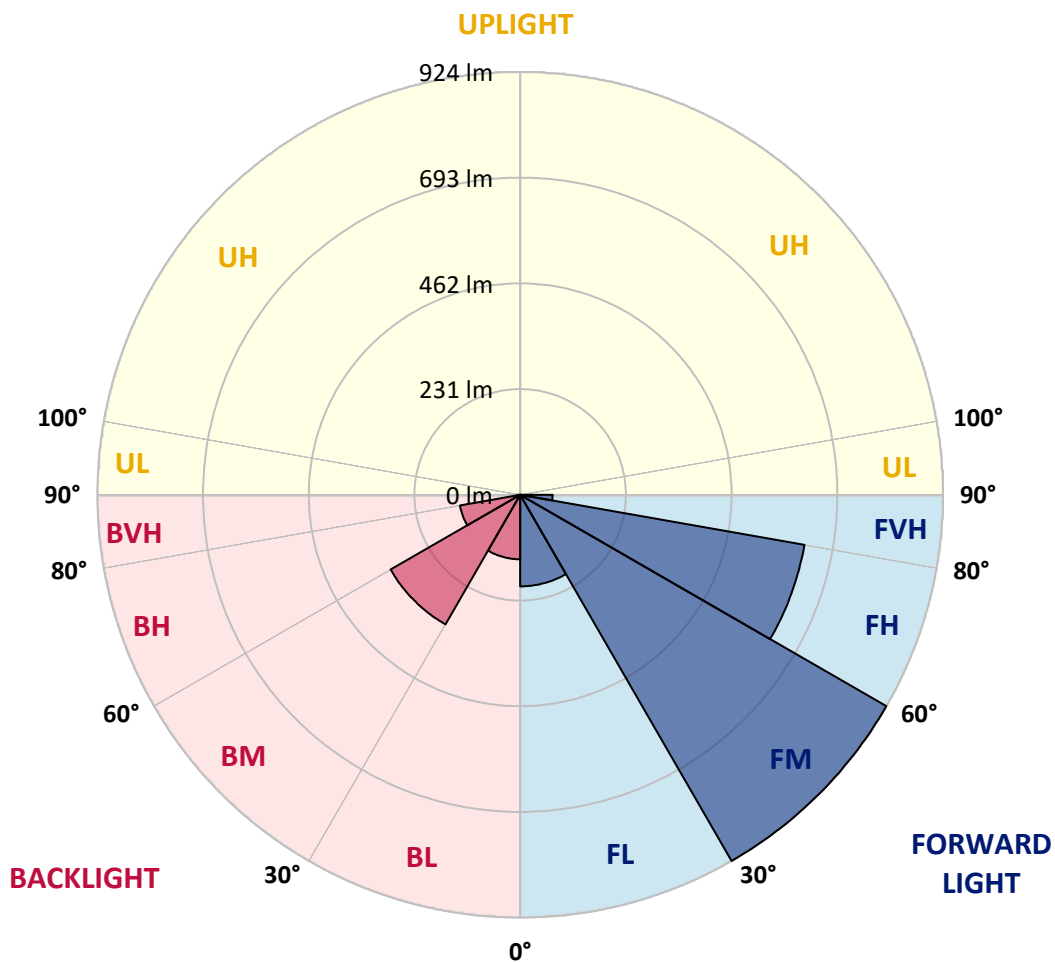
CATALOG NUMBER: ENC-E01-LED-E1-SLR

LUMINAIRE CLASSIFICATION SYSTEM LUMEN TABLE AND BUG RATING:

Zone		Lumens	% Fixture	Zone Rating/Lumen Limit		
				B	U	G
FL	(0°-30°)	200.1	8.2			
FM	(30°-60°)	924.2	38.0			
FH	(60°-80°)	630.9	25.9			G0/660
FVH	(80°-90°)	70.9	2.9			G1/100
BL	(0°-30°)	140.8	5.8	B1/500		
BM	(30°-60°)	327.0	13.4	B1/1000		
BH	(60°-80°)	133.6	5.5	B1/500		G1/500
BVH	(80°-90°)	7.1	0.3			G0/10
UL	(90°-100°)	0.0	0.0		U0/0	
UH	(100°-180°)	0.0	0.0		U0/0	

BUG Rating: B1-U0-G1

Type IV Short





REPORT NUMBER: P140160

CATALOG NUMBER: ENC-E01-LED-E1-SLR

CANDELA DISTRIBUTION (FULL):

	0°	5°	10°	15°	20°	25°	30°	35°	40°	45°	50°
0°	324.5	324.5	324.5	324.5	324.5	324.5	324.5	324.5	324.5	324.5	324.5
2.5°	331.5	334.0	331.0	331.5	330.5	329.5	330.0	329.5	328.5	328.5	327.5
5°	339.5	340.0	338.0	337.5	336.5	335.0	335.5	334.0	333.0	332.0	330.0
7.5°	349.0	348.5	346.0	344.5	344.0	341.5	341.0	339.0	337.5	336.0	333.5
10°	363.5	359.5	356.5	354.0	353.0	350.0	347.5	346.5	344.0	340.5	338.5
12.5°	384.5	382.0	376.0	371.0	368.0	364.0	360.5	358.0	354.0	349.0	346.5
15°	422.0	414.0	407.0	399.5	393.5	387.0	378.5	372.0	365.0	356.5	350.0
17.5°	470.5	460.5	449.5	437.5	425.0	411.0	394.5	382.0	368.0	353.5	343.5
20°	530.0	511.5	496.0	473.0	450.0	428.0	402.0	380.0	360.0	341.0	326.5
22.5°	597.0	569.0	537.5	502.5	465.5	431.5	395.0	365.0	336.0	312.5	296.0
25°	673.5	629.5	581.5	528.5	475.5	425.0	380.0	342.5	311.5	283.5	265.0
27.5°	720.5	660.5	603.0	540.0	479.5	421.0	366.0	322.5	287.0	257.0	235.5
30°	730.5	670.0	602.5	534.0	471.5	407.5	347.5	299.0	259.5	228.0	206.5
32.5°	737.5	667.5	592.5	516.5	448.5	381.0	320.0	272.0	230.0	199.0	174.0
35°	739.5	658.0	573.5	489.0	417.5	348.5	287.5	237.0	200.5	170.0	147.5
37.5°	736.5	642.5	548.0	460.5	384.0	312.0	252.0	208.0	177.0	147.5	127.5
40°	724.5	623.0	525.0	433.0	350.0	275.5	222.0	184.0	157.5	135.0	119.5
42.5°	709.0	600.5	499.5	401.0	317.0	246.5	198.0	167.5	145.0	129.0	116.0
45°	689.5	577.0	473.0	372.5	289.0	224.5	184.0	158.5	141.0	127.0	115.0
47.5°	665.5	552.0	447.5	351.0	270.0	213.5	181.0	158.5	141.0	126.0	113.0
50°	643.0	529.5	428.0	337.5	261.5	214.0	184.0	160.5	140.5	124.0	109.5
52.5°	625.5	516.0	420.0	332.5	262.5	219.0	190.0	163.5	142.0	124.0	108.5
55°	614.5	510.5	419.0	337.0	273.0	232.5	199.5	172.5	149.0	128.0	110.0
57.5°	616.0	516.5	431.0	355.5	297.0	256.0	218.5	188.5	159.0	133.0	110.5
60°	631.5	536.5	460.0	399.0	337.0	287.5	242.5	202.5	163.5	131.5	107.0
62.5°	670.5	583.5	521.0	458.5	386.5	318.5	257.0	205.0	158.5	124.0	98.5
65°	744.5	668.0	608.0	530.0	427.5	331.5	255.5	197.5	149.0	112.0	87.0
67.5°	817.0	736.0	651.5	534.0	417.5	322.0	239.0	179.0	132.0	96.0	77.0
70°	887.0	782.0	673.5	529.0	388.5	277.0	199.5	149.5	105.0	80.0	66.0
72.5°	841.0	720.0	609.0	466.5	334.0	227.5	159.0	108.5	80.5	66.0	57.0
75°	642.0	558.0	461.5	358.0	246.5	160.5	106.0	77.0	62.0	52.0	46.5
77.5°	462.0	399.5	320.5	235.0	154.0	101.5	72.0	55.0	46.0	39.0	36.0
80°	268.0	230.0	179.5	129.5	88.0	63.5	48.0	39.0	33.5	28.5	27.5
82.5°	167.5	134.0	95.0	64.0	45.0	35.0	28.0	24.0	20.0	17.5	15.0
85°	72.5	52.0	29.5	16.5	12.5	9.5	7.5	6.5	5.5	5.0	4.0
87.5°	2.5	2.5	2.5	2.5	2.5	2.5	3.0	3.0	3.0	3.0	2.5
90°	0.0	0.0	0.0	0.0	0.0	0.0	0.0	0.0	0.0	0.0	0.0



REPORT NUMBER: P140160

CATALOG NUMBER: ENC-E01-LED-E1-SLR

CANDELA DISTRIBUTION (continued):

	55°	60°	65°	70°	75°	80°	85°	90°	95°	100°	105°
0°	324.5	324.5	324.5	324.5	324.5	324.5	324.5	324.5	324.5	324.5	324.5
2.5°	327.5	326.5	326.0	326.0	325.0	325.0	324.0	324.5	324.0	323.0	322.5
5°	329.5	328.0	327.0	326.0	324.5	324.0	323.0	323.0	321.5	320.0	319.5
7.5°	332.0	330.0	328.5	326.5	324.5	323.5	321.5	320.5	319.0	317.5	317.0
10°	337.0	333.5	331.0	328.5	325.0	323.0	320.0	318.5	317.0	315.0	314.0
12.5°	342.5	338.0	334.5	328.5	325.0	321.5	318.5	315.5	312.5	310.5	310.0
15°	342.5	337.0	329.5	324.0	319.0	314.0	311.0	308.0	304.5	303.0	302.5
17.5°	334.0	324.5	317.5	311.5	307.0	303.0	300.0	298.5	295.5	292.5	291.5
20°	314.5	303.5	295.5	289.0	284.0	280.0	279.0	277.5	276.0	276.0	276.5
22.5°	282.5	270.5	263.5	256.5	251.0	249.0	249.5	251.0	251.5	251.0	254.5
25°	250.5	239.0	229.5	223.0	216.5	218.0	216.0	219.5	221.0	221.5	225.5
27.5°	219.5	207.0	197.0	191.5	188.5	186.5	185.0	189.5	190.5	194.0	197.5
30°	186.5	175.0	163.5	159.0	156.5	155.0	155.5	159.5	162.0	167.0	170.0
32.5°	156.0	142.0	133.5	127.5	125.0	124.5	125.0	128.0	131.0	137.5	142.0
35°	130.0	116.5	109.5	106.0	102.5	101.0	102.5	103.5	104.5	110.0	115.5
37.5°	115.0	105.5	100.0	96.5	94.0	92.5	92.5	92.0	92.5	93.5	96.0
40°	108.5	101.5	96.5	93.0	91.0	90.0	89.5	89.0	88.5	88.5	88.5
42.5°	106.0	98.0	93.0	90.0	89.0	89.0	89.0	88.5	87.5	86.5	86.0
45°	104.0	95.5	90.0	87.5	87.5	87.5	88.0	87.5	86.5	85.0	83.5
47.5°	100.5	92.0	87.0	85.0	85.0	85.0	85.5	85.0	84.0	83.0	81.5
50°	96.5	87.5	82.5	81.0	80.5	80.5	80.0	79.5	79.0	78.0	76.5
52.5°	94.0	84.5	80.0	79.0	78.0	77.5	76.5	76.0	75.0	74.5	73.0
55°	93.5	82.5	78.5	77.5	76.5	75.0	73.0	72.0	70.0	69.5	68.5
57.5°	92.0	80.5	76.0	73.5	71.0	69.5	67.5	66.5	65.5	64.5	63.5
60°	87.0	74.5	69.0	67.5	66.0	65.5	64.5	63.5	62.0	60.5	58.5
62.5°	77.5	67.0	63.5	63.0	62.5	61.5	60.5	59.0	58.0	56.0	54.0
65°	70.0	63.0	61.0	60.0	59.5	58.0	57.0	56.0	54.5	53.0	51.0
67.5°	63.5	58.5	57.5	56.0	55.5	54.5	53.0	52.0	50.5	49.0	47.0
70°	57.5	53.5	53.0	52.0	51.0	50.5	48.5	47.0	46.5	44.5	43.0
72.5°	51.0	48.5	47.5	46.5	45.5	45.0	44.0	43.0	42.0	40.0	38.0
75°	42.5	41.5	41.0	40.0	39.5	38.5	37.0	35.5	35.0	33.5	32.0
77.5°	34.0	33.0	33.0	32.0	30.5	29.0	27.5	25.5	25.5	25.5	24.5
80°	24.0	23.0	21.5	21.0	20.0	19.0	17.5	16.5	15.5	15.5	15.5
82.5°	14.0	13.5	12.5	11.0	10.0	9.5	8.0	7.0	6.5	5.5	5.5
85°	3.0	3.0	2.0	2.0	1.5	1.5	1.5	1.0	1.0	0.5	0.5
87.5°	2.5	2.5	2.5	2.0	2.0	2.0	1.5	1.5	1.5	1.0	1.0
90°	0.0	0.0	0.0	0.0	0.0	0.0	0.0	0.0	0.0	0.0	0.0



REPORT NUMBER: P140160

CATALOG NUMBER: ENC-E01-LED-E1-SLR

CANDELA DISTRIBUTION (continued):

	110°	115°	120°	125°	130°	135°	140°	145°	150°	155°	160°
0°	324.5	324.5	324.5	324.5	324.5	324.5	324.5	324.5	324.5	324.5	324.5
2.5°	322.5	322.0	321.0	319.0	318.5	318.0	318.5	318.5	318.0	318.5	319.0
5°	319.5	319.0	317.5	316.5	315.5	315.5	318.5	318.5	317.0	317.5	319.5
7.5°	317.0	317.0	316.0	315.5	316.0	317.5	320.0	322.0	321.5	324.5	325.5
10°	314.0	314.5	315.0	317.0	320.0	322.5	326.5	330.0	331.0	333.5	335.0
12.5°	311.0	313.0	315.5	319.5	323.5	327.5	332.0	336.0	336.5	339.0	341.0
15°	303.5	306.5	310.0	314.5	320.5	325.0	331.5	334.5	335.5	337.0	339.5
17.5°	292.0	293.5	296.0	301.0	307.5	313.5	321.0	326.0	329.0	331.0	332.0
20°	276.5	279.5	281.0	285.5	289.0	293.5	303.5	310.0	316.0	319.0	322.0
22.5°	255.0	258.5	262.0	266.5	268.5	271.5	281.0	291.0	300.0	306.0	309.5
25°	228.0	232.0	237.0	242.5	245.0	248.0	259.0	269.0	280.0	290.5	295.5
27.5°	201.0	206.0	211.0	217.5	221.5	225.0	234.5	244.0	255.5	265.5	270.5
30°	175.0	182.0	186.5	194.0	197.5	201.0	209.5	220.0	228.0	239.5	246.0
32.5°	148.0	153.0	161.5	170.0	174.0	177.5	185.5	194.5	201.5	213.0	222.5
35°	123.5	128.0	137.0	145.5	148.0	153.5	161.5	169.5	176.0	186.5	195.5
37.5°	100.5	108.0	115.0	121.5	127.0	131.0	138.5	145.5	149.0	159.0	168.5
40°	89.5	93.0	98.0	104.0	107.5	111.5	117.0	123.0	127.0	134.0	142.0
42.5°	85.5	85.5	87.0	90.0	94.5	96.5	101.5	104.5	110.0	113.0	120.0
45°	82.5	81.5	82.0	82.0	83.5	85.0	89.0	92.0	95.5	98.0	102.5
47.5°	80.0	78.0	77.5	76.5	76.0	77.0	80.0	82.5	84.0	86.0	87.5
50°	74.5	73.0	71.5	70.5	70.0	71.0	73.5	75.5	76.0	77.0	78.0
52.5°	71.5	69.5	68.0	66.5	66.5	67.5	69.5	71.0	71.5	72.0	73.0
55°	67.5	66.5	65.5	64.0	63.5	65.0	66.5	68.0	69.0	69.0	70.0
57.5°	62.5	61.5	62.5	62.0	61.5	62.5	64.5	66.0	66.5	66.5	67.0
60°	57.5	57.0	57.0	58.0	59.0	60.5	62.0	64.0	63.5	62.5	63.0
62.5°	53.0	52.5	53.0	54.5	56.0	57.5	59.5	61.0	59.5	58.5	58.5
65°	50.0	49.5	50.0	50.5	51.0	52.5	55.0	55.5	54.5	54.5	54.5
67.5°	46.0	45.5	45.0	45.5	46.0	46.5	48.5	49.0	49.0	49.0	49.0
70°	41.0	40.5	40.0	40.0	40.0	40.5	41.0	42.0	43.0	44.0	44.5
72.5°	35.5	34.5	34.5	34.5	33.5	34.0	34.5	36.5	37.5	38.5	39.5
75°	30.0	29.0	29.0	28.0	28.5	29.0	29.0	30.0	31.0	32.5	33.5
77.5°	23.5	23.5	23.5	23.0	23.0	23.5	24.0	24.0	25.0	26.5	28.0
80°	15.0	15.0	16.0	16.5	17.0	17.5	18.5	19.0	19.5	21.0	21.5
82.5°	5.5	6.0	6.5	6.5	8.0	10.0	10.5	12.0	13.0	14.5	14.5
85°	0.5	0.5	0.5	0.5	0.5	1.0	1.5	2.0	3.0	4.5	5.5
87.5°	1.0	0.5	0.5	0.5	0.0	0.0	0.0	0.0	0.0	0.0	0.0
90°	0.0	0.0	0.0	0.0	0.0	0.0	0.0	0.0	0.0	0.0	0.0



REPORT NUMBER: P140160

CATALOG NUMBER: ENC-E01-LED-E1-SLR

CANDELA DISTRIBUTION (continued):

	165°	170°	175°	180°	185°	190°	195°	200°	205°	210°	215°
0°	324.5	324.5	324.5	324.5	324.5	324.5	324.5	324.5	324.5	324.5	324.5
2.5°	319.5	321.0	320.5	320.0	320.5	321.5	321.0	321.5	322.0	323.0	322.5
5°	320.0	321.5	322.0	322.0	323.0	324.5	324.5	325.0	325.5	326.5	326.5
7.5°	327.0	330.5	330.5	331.0	332.5	334.0	334.5	335.0	334.5	334.5	334.5
10°	337.5	341.5	342.0	344.5	346.5	346.0	346.0	346.5	345.5	344.5	343.0
12.5°	343.0	346.5	347.5	350.0	353.0	353.5	355.0	356.0	355.0	352.5	350.0
15°	341.5	344.5	346.5	349.5	353.0	355.0	358.0	359.0	358.5	355.5	352.5
17.5°	335.0	338.5	341.0	345.0	349.0	352.0	355.0	356.5	356.5	354.0	352.0
20°	324.5	328.5	332.0	336.5	341.5	345.0	348.5	349.5	349.5	348.5	350.0
22.5°	313.5	318.0	322.0	326.5	333.0	336.5	340.5	343.5	345.0	347.0	353.5
25°	299.5	301.5	306.5	311.5	320.5	326.5	335.0	343.0	351.0	360.0	373.0
27.5°	275.0	278.5	284.5	291.5	300.5	311.5	327.0	342.5	357.0	370.5	386.5
30°	254.5	261.0	267.5	275.5	285.0	295.5	313.5	333.5	351.0	367.0	384.5
32.5°	232.5	240.5	249.0	259.5	268.5	278.0	293.0	315.0	336.0	354.0	372.5
35°	207.0	215.5	224.0	235.0	244.5	256.5	270.0	291.5	315.5	336.0	358.0
37.5°	179.5	187.0	196.5	206.5	217.5	231.5	246.0	266.0	291.0	313.0	338.0
40°	153.5	161.5	171.0	182.0	193.0	208.0	224.5	243.5	266.5	290.0	316.5
42.5°	129.0	139.5	149.5	160.5	172.0	186.0	203.5	224.0	247.0	272.0	300.0
45°	108.5	116.5	127.0	136.0	148.5	162.0	180.0	203.0	229.5	256.0	285.5
47.5°	90.5	95.5	104.5	115.5	127.0	141.0	156.0	179.0	206.0	235.0	268.0
50°	79.5	82.0	88.5	98.5	109.5	123.5	136.5	156.5	183.5	212.0	246.0
52.5°	74.0	75.0	78.5	86.0	96.5	109.0	123.0	140.0	164.0	192.0	224.5
55°	71.0	71.5	72.5	78.0	87.0	98.5	112.5	126.0	147.5	174.0	205.5
57.5°	67.5	68.0	68.5	71.5	78.0	88.0	100.0	111.0	130.5	154.0	184.0
60°	64.0	65.0	66.0	67.0	71.5	78.0	87.0	96.5	110.0	130.5	155.0
62.5°	59.5	60.5	62.0	63.0	64.5	68.5	74.0	80.0	87.0	101.5	121.5
65°	55.5	56.5	57.0	57.5	58.5	59.5	61.5	63.0	66.5	75.0	89.0
67.5°	50.0	51.0	51.0	51.5	52.0	52.0	53.0	53.5	54.5	57.0	63.0
70°	45.5	46.0	46.5	47.0	47.0	47.0	46.5	47.0	46.5	46.5	49.0
72.5°	40.0	40.5	41.0	41.5	42.0	42.5	43.0	43.0	42.5	41.5	41.5
75°	34.0	34.0	35.0	35.5	36.0	37.5	38.5	37.5	37.5	37.0	37.0
77.5°	28.5	29.5	30.0	30.0	31.0	32.5	33.5	33.0	31.5	31.5	32.0
80°	22.0	22.5	23.0	23.5	24.0	25.5	27.0	27.5	26.5	27.0	27.0
82.5°	14.5	15.0	16.0	16.5	17.0	18.5	20.0	21.5	21.0	22.0	21.0
85°	6.5	7.5	8.0	8.0	9.5	11.0	13.0	14.5	16.5	17.0	15.5
87.5°	0.0	0.5	0.5	0.5	2.0	3.5	6.5	10.0	13.5	10.5	8.0
90°	0.0	0.0	0.0	0.0	0.0	0.0	0.0	0.0	0.0	0.0	0.0



REPORT NUMBER: P140160

CATALOG NUMBER: ENC-E01-LED-E1-SLR

CANDELA DISTRIBUTION (continued):

	220°	225°	230°	235°	240°	245°	250°	255°	260°	265°	270°
0°	324.5	324.5	324.5	324.5	324.5	324.5	324.5	324.5	324.5	324.5	324.5
2.5°	322.5	323.0	323.5	324.0	324.0	325.0	325.5	326.5	327.0	327.0	327.0
5°	327.0	327.0	328.0	328.5	329.0	330.5	331.0	332.5	334.0	334.5	336.0
7.5°	333.5	333.5	333.5	335.0	335.5	336.5	337.5	340.0	342.0	343.0	344.5
10°	342.0	340.5	340.0	340.5	340.5	341.5	344.0	345.5	348.0	352.5	355.5
12.5°	347.0	344.5	344.5	343.0	344.0	345.0	347.5	351.0	355.0	361.5	367.5
15°	350.0	347.5	347.5	347.5	350.0	352.0	356.5	362.0	369.5	378.5	387.5
17.5°	351.0	351.0	353.0	354.5	360.0	364.0	372.0	380.0	389.5	402.0	415.5
20°	353.5	357.5	363.0	367.0	373.0	379.5	387.5	399.5	415.5	431.5	449.5
22.5°	362.0	372.0	379.0	388.0	398.0	406.0	415.5	432.5	450.0	470.0	492.5
25°	387.0	401.0	414.0	424.0	439.0	452.5	466.0	490.5	513.0	536.0	566.5
27.5°	406.5	425.0	444.5	460.5	484.0	503.5	522.0	551.5	576.5	614.5	647.0
30°	408.0	431.0	457.5	483.5	513.0	541.0	575.5	604.5	641.5	687.0	729.5
32.5°	399.0	424.0	454.5	486.0	523.0	561.0	602.0	648.5	691.0	742.0	797.5
35°	385.5	414.0	447.5	483.0	526.0	571.5	620.5	678.5	732.0	795.5	864.5
37.5°	369.0	401.0	439.0	480.5	528.5	582.0	643.5	712.5	781.5	864.5	950.5
40°	350.0	383.0	426.0	473.5	531.5	598.0	673.5	754.5	845.0	944.0	1036.5
42.5°	332.5	366.5	411.5	465.0	535.0	620.0	715.0	815.5	920.0	1021.0	1126.5
45°	320.0	356.0	402.0	462.5	544.0	645.5	756.0	872.5	989.0	1099.5	1214.5
47.5°	306.5	345.0	396.5	464.0	553.5	664.5	786.5	915.0	1038.5	1165.5	1286.0
50°	285.0	330.5	391.5	468.0	562.0	676.5	806.0	942.5	1077.5	1214.5	1348.0
52.5°	262.0	307.5	378.5	466.5	565.0	680.0	816.0	960.5	1104.5	1249.0	1391.0
55°	241.0	284.5	356.0	452.5	558.5	676.5	819.0	971.0	1122.0	1274.5	1415.5
57.5°	218.5	262.5	326.0	424.0	535.5	661.5	808.5	966.0	1128.0	1291.0	1429.5
60°	189.0	233.0	292.5	379.5	495.0	627.0	774.5	935.5	1101.5	1275.5	1413.5
62.5°	151.0	192.5	246.5	324.0	440.0	568.5	712.5	872.5	1023.0	1213.0	1353.5
65°	108.5	143.5	188.5	257.5	357.5	488.5	635.0	775.0	911.5	1101.5	1257.5
67.5°	73.5	97.5	130.0	183.5	267.5	382.0	519.0	648.0	784.0	961.5	1143.5
70°	53.5	66.5	84.5	119.0	177.0	265.0	373.5	492.5	605.5	768.0	963.0
72.5°	43.5	50.0	60.0	76.0	108.0	163.5	246.0	338.0	430.5	540.5	726.5
75°	38.5	42.0	47.5	55.5	66.5	95.0	144.0	210.5	285.0	354.5	510.0
77.5°	34.0	36.0	38.5	42.0	47.5	58.5	85.0	121.5	168.0	223.5	317.0
80°	27.0	29.0	31.0	33.5	37.0	41.5	52.5	70.0	97.5	123.0	181.0
82.5°	21.0	23.0	25.0	28.0	29.0	29.5	34.0	40.0	51.5	69.5	103.5
85°	15.5	17.0	18.0	19.0	19.0	19.5	20.5	22.0	29.5	51.0	75.5
87.5°	7.0	7.0	7.0	6.0	6.5	5.0	5.5	6.0	9.5	11.0	17.5
90°	0.0	0.0	0.0	0.0	0.0	0.0	0.0	0.0	0.0	0.0	0.0



REPORT NUMBER: P140160
 CATALOG NUMBER: ENC-E01-LED-E1-SLR

REPORT N
 CATALOG

CANDELA DISTRIBUTION (continued):

CANDELA

	275°	280°	285°	290°	295°	300°	305°	310°	315°	320°	325°	
0°	324.5	324.5	324.5	324.5	324.5	324.5	324.5	324.5	324.5	324.5	324.5	0°
2.5°	328.5	328.5	328.0	328.0	329.5	329.0	330.0	330.0	329.5	329.5	331.0	2.5°
5°	337.0	338.5	337.5	339.0	340.0	340.5	341.5	340.5	342.5	340.0	340.5	5°
7.5°	348.0	349.0	350.0	352.0	354.5	355.0	356.5	356.0	357.5	356.0	354.0	7.5°
10°	359.5	363.0	366.5	368.0	373.0	374.0	374.0	376.5	379.0	376.0	372.5	10°
12.5°	373.0	379.5	386.5	390.0	394.5	398.0	396.5	401.5	404.0	402.0	399.5	12.5°
15°	396.5	406.5	414.5	420.0	424.0	431.0	430.0	439.5	443.0	441.5	442.0	15°
17.5°	427.5	441.0	454.5	464.0	468.0	478.0	479.5	494.5	504.0	502.5	500.0	17.5°
20°	467.0	486.5	505.5	517.5	519.0	545.0	551.0	564.0	574.5	578.5	578.0	20°
22.5°	517.0	540.0	561.0	584.0	605.5	624.5	638.0	661.5	671.0	680.0	677.5	22.5°
25°	586.0	618.0	655.0	675.0	704.0	721.5	751.5	781.5	791.0	799.5	810.5	25°
27.5°	684.5	728.0	754.0	798.5	830.0	855.5	903.0	943.5	966.5	959.5	956.0	27.5°
30°	778.5	832.0	895.0	956.5	1000.5	1064.5	1099.5	1132.5	1147.5	1125.5	1097.5	30°
32.5°	858.0	936.5	1029.0	1122.5	1204.5	1279.5	1301.5	1317.5	1289.0	1259.0	1177.0	32.5°
35°	941.5	1041.0	1148.0	1268.0	1354.0	1427.5	1473.0	1490.0	1429.0	1340.0	1229.0	35°
37.5°	1041.5	1144.5	1260.0	1391.5	1489.0	1563.5	1583.5	1591.0	1509.0	1394.0	1286.0	37.5°
40°	1132.5	1250.0	1391.5	1513.0	1632.5	1695.0	1706.5	1702.5	1593.5	1457.5	1356.5	40°
42.5°	1233.0	1358.0	1517.5	1658.0	1763.0	1827.0	1816.5	1799.0	1675.0	1537.5	1426.0	42.5°
45°	1330.5	1461.0	1635.5	1789.5	1887.0	1934.0	1915.0	1871.5	1752.0	1599.0	1480.5	45°
47.5°	1416.0	1547.0	1733.0	1893.5	1970.0	2009.5	1989.0	1934.0	1805.0	1640.5	1510.5	47.5°
50°	1484.5	1630.5	1812.0	1966.0	2033.0	2063.0	2051.0	1971.5	1836.0	1666.0	1524.0	50°
52.5°	1538.0	1692.5	1872.0	2016.0	2064.5	2094.0	2087.0	1978.5	1840.0	1670.0	1517.5	52.5°
55°	1566.0	1722.0	1890.5	2037.0	2076.0	2109.5	2085.0	1952.5	1813.5	1655.0	1495.0	55°
57.5°	1570.0	1720.0	1875.0	2018.0	2066.5	2082.0	2046.0	1903.0	1759.5	1608.5	1463.0	57.5°
60°	1532.0	1665.0	1813.0	1962.5	2031.5	2020.5	1971.0	1817.0	1683.0	1544.0	1427.5	60°
62.5°	1447.0	1551.0	1691.5	1839.5	1933.5	1905.0	1865.0	1717.5	1581.0	1442.0	1372.5	62.5°
65°	1338.0	1406.0	1499.5	1644.5	1731.5	1723.5	1705.0	1595.5	1460.0	1327.5	1283.0	65°
67.5°	1231.0	1276.0	1325.0	1432.0	1472.5	1464.5	1467.0	1393.0	1295.0	1166.0	1167.0	67.5°
70°	1066.5	1104.0	1153.0	1219.5	1262.5	1218.5	1166.5	1087.0	1030.0	1012.5	1069.0	70°
72.5°	829.5	879.0	914.0	978.5	1016.0	992.0	949.5	880.0	815.5	838.0	964.5	72.5°
75°	623.5	652.0	702.5	762.0	785.5	771.0	802.0	810.0	785.0	770.0	813.0	75°
77.5°	438.5	467.5	525.0	593.0	643.5	675.0	724.5	787.5	793.5	771.5	690.0	77.5°
80°	294.5	314.5	350.0	408.5	490.0	572.0	640.5	725.5	716.5	669.0	580.0	80°
82.5°	180.5	203.5	233.5	284.0	343.0	422.5	487.0	558.5	556.0	512.5	468.5	82.5°
85°	121.0	157.0	195.5	233.5	262.5	287.5	312.0	387.0	416.0	382.5	334.5	85°
87.5°	51.0	86.0	109.0	114.5	124.0	125.0	150.5	185.5	199.0	227.0	224.0	87.5°
90°	0.0	0.0	0.0	0.0	0.0	0.0	0.0	0.0	0.0	0.0	0.0	90°



NUMBER: P140160

NUMBER: ENC-E01-LED-E1-SLR

DISTRIBUTION (continued):

330°	335°	340°	345°	350°	355°	360°
324.5	324.5	324.5	324.5	324.5	324.5	324.5
331.5	331.0	331.0	331.0	331.5	331.0	331.5
341.5	340.5	340.0	340.0	339.5	339.5	339.5
354.5	352.5	352.5	351.0	350.5	349.0	349.0
372.0	370.0	369.5	365.5	365.5	362.0	363.5
397.5	397.5	397.5	392.5	391.5	385.5	384.5
441.5	437.5	441.0	432.5	432.0	424.0	422.0
501.0	501.0	494.0	490.0	487.5	476.0	470.5
580.0	580.5	568.5	557.5	552.5	539.5	530.0
680.5	671.0	656.0	648.0	640.0	618.5	597.0
812.5	808.5	782.0	753.0	741.0	708.5	673.5
942.0	933.5	891.0	841.5	811.0	766.5	720.5
1056.0	1000.0	949.5	890.0	843.5	788.0	730.5
1115.5	1045.0	971.5	922.5	864.0	802.5	737.5
1161.5	1086.0	1013.0	949.5	883.5	814.0	739.5
1220.0	1140.5	1060.0	984.5	904.0	822.5	736.5
1285.0	1194.0	1094.5	1003.0	912.5	819.5	724.5
1339.0	1229.0	1112.0	1009.0	909.5	807.0	709.0
1369.0	1243.5	1113.5	1002.5	897.5	791.5	689.5
1383.0	1244.0	1103.5	988.0	881.5	769.5	665.5
1381.5	1231.5	1084.5	968.5	863.5	746.5	643.0
1366.5	1211.0	1062.5	953.0	848.0	727.0	625.5
1343.5	1189.0	1040.5	942.5	835.0	711.0	614.5
1317.5	1170.0	1024.5	940.5	827.5	708.0	616.0
1306.0	1172.0	1034.5	926.5	823.5	714.5	631.5
1298.5	1191.0	1055.0	936.0	830.0	742.0	670.5
1268.0	1217.5	1086.5	970.0	877.0	806.5	744.5
1231.5	1225.0	1099.0	990.0	930.5	890.5	817.0
1193.5	1217.0	1117.0	1042.5	1009.5	993.5	887.0
1132.5	1159.5	1066.5	1022.0	1012.0	1000.5	841.0
944.5	949.5	878.5	854.0	871.5	844.5	642.0
679.0	692.0	646.0	652.5	709.5	651.0	462.0
503.0	452.0	423.0	442.5	497.0	413.5	268.0
414.5	335.5	284.5	311.0	332.0	244.0	167.5
319.0	256.0	210.5	170.0	162.0	104.5	72.5
250.5	185.0	103.0	58.0	39.0	2.5	2.5
0.0	0.0	0.0	0.0	0.0	0.0	0.0

(END OF REPORT)